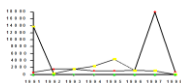


GWEB 01



REPUBLIC OF GHANA



WEEKLY EPIDEMIOLOGICAL BULLETIN

Ghana Health Service / Ministry of Health

For Week 01 of 2014 (Week ending 4 January, 2015)

**Highlights of the week:**

- ➔ Timeliness and completeness of reporting by regions for the week were 80% and 76% respectively.
- ➔ Incidence of reported cases of cholera saw a marginal increase.
- ➔ Suspected cases of Ebola Virus Disease (EVD) since April 2014 are 131. Samples from all of them are negative for Ebola and other VHF

Editorial Board

Dr Badu Sarkodie
Mr Michael Adjabeng
Mr James Addo
Dr Emmanuel Kofi Dzotsi
Dr Kwame Amponsa-Achiano
Dr David Opare

1.0 INTRODUCTION

This bulletin is a summary of reported cases of epidemic prone diseases, and other priority conditions/events of national and international concern within the framework of the Second Edition Integrated Disease Surveillance and Response (IDSR). Case fatality and attack rates of these events are calculated, and comparative analysis made.

Outbreaks (epidemics) and responses that occurred during the reporting period are also discussed and recommendations made. Regions are compared and ranked on timeliness and completeness rates of reporting and on other indicators. The primary objective is to give regular feedback to regions and districts, and also provide epidemiologic data to other stakeholders for action.

2.0 TIMELINESS AND COMPLETENESS OF REPORTING

Timeliness and completeness rates of reporting for week under review was 80% and 76% respectively.

Table 1: Timeliness and Completeness of Reporting from Regions, Week 01, 2015

Region	No of Districts	Assessment of Timeliness: Timely = 100%; Late = 50%; Not Submitted=0%)	Assessment of Completeness (%): = No. of district reports received X 100 / No. of district reports expected
Ashanti	30	T	100
Brong-Ahafo	27	T	100
Central	20	L	100
Eastern	26	T	100
Greater Accra	16	T	100
Northern	26	N	??? 0 since it was 'N'
Upper East	13	T	100
Upper West	11	T	100
Volta	25	N	0
Western	22	T	100
National	216	80%	88%

Key: T=Timely L=Late N=Report Not Received

3.0 WEEKLY EPIDEMIOLOGICAL SITUATION; CASES AND DEATHS-WEEK 01, 2015

The total all-cause weekly notifiable diseases morbidity for the week under review (as per Weekly Summary Reporting Form) was 179 cases with two (2) deaths including one (1) maternal death from Sunyani in the Brong-Ahafo Region. Cholera cases remain the highest proportion of cases reported and contributed 57% of the notifiable diseases during the week under review. (See Annex 1, summary of reported cases/deaths)

4.0 CHOLERA OUTBREAKS

The cholera outbreak that started in June 2014 has protracted, spilling over to 2015 though the case incidence has declined significantly. During week 1 of 2015 (29th December 2014 to 4th January 2015), a total of 102 new cholera cases with no death were reported from four (4) Districts in the Greater Accra and Volta Regions of the country [Annex table 4]. Almost 98% of all the new cholera cases were reported from the Greater Accra Region. All the two (2) cases of Volta region were reported from Wli community in the Hohoe Municipality. The other eight regions have declared outbreak over.

As of 4th January 2015, a total of **28,922** cases including **243** deaths (Case fatality rate of 0.8%) have been reported from 130 out of the 216 districts (60%) in all the 10 regions of the country. (Fig 2 and 3, Annex Table 4).

Fig 2: Weekly Trend in Cholera Cases and Deaths, Ghana, Week 20-52, 2014 and Week 1, 2015

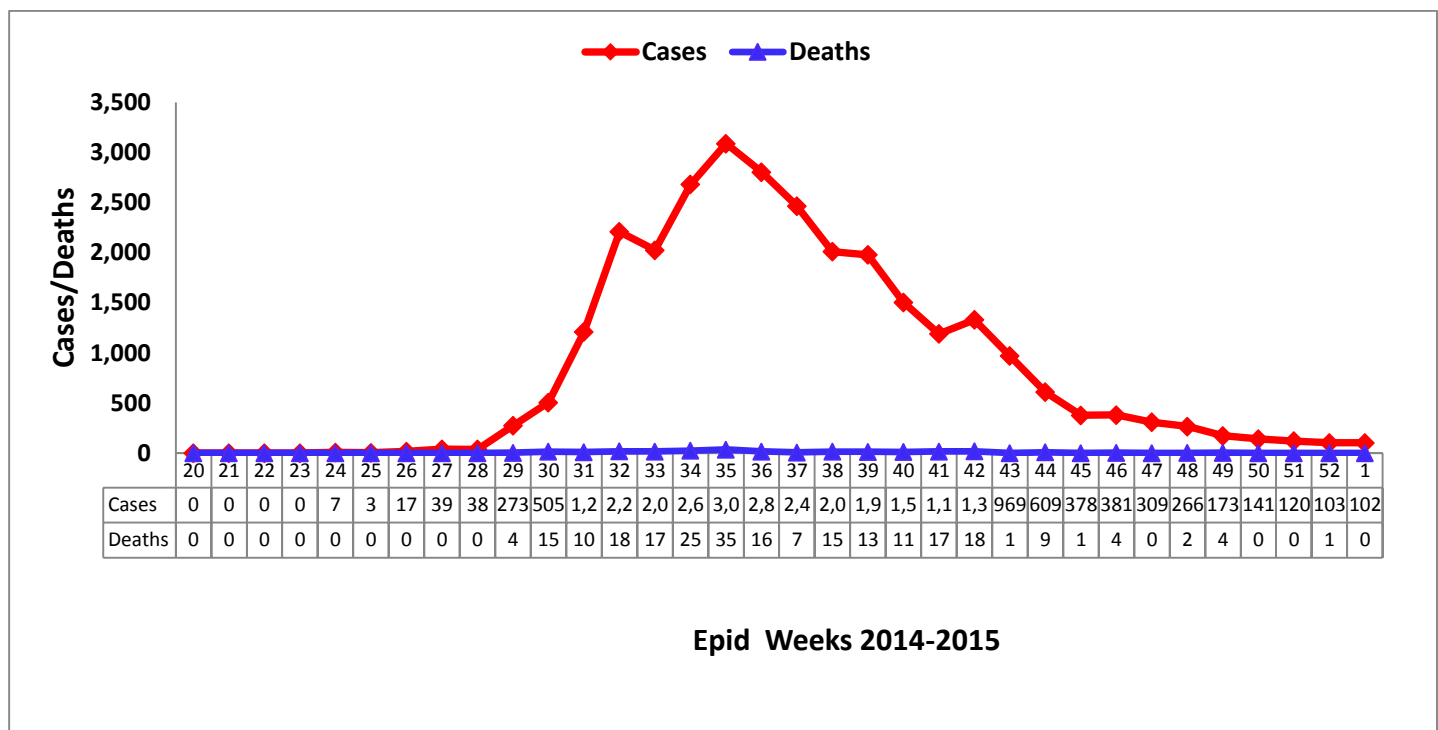
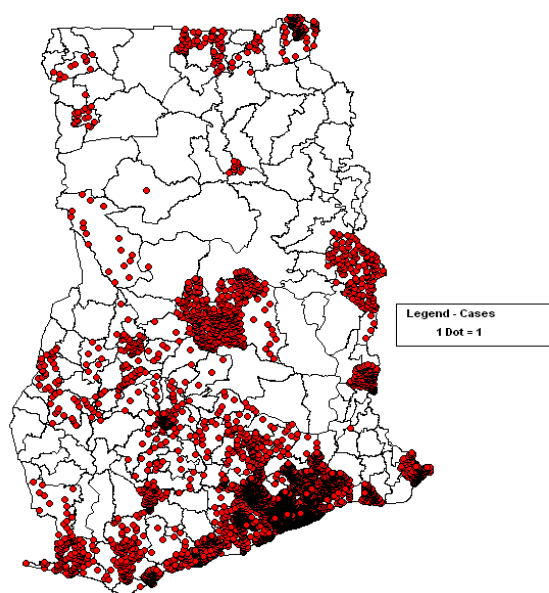


Fig 3: Geographic Distribution of Reported Cholera Cases by Districts, as of 04th January, 2015



5.0 EBOLA VIRUS DISEASE OUTBREAK

5.1 GOBAL SITUATION

By the WHO SitRep as at 14th January 2015, cumulatively there are 21,261 cases and 8,414 deaths.

Table 1: Magnitude of Ebola Cases in the three affected countries, 2014-2015 Outbreak

Country	Data as of	Case Definition	Cumulative cases	Cases within last 21 days	Cumulative deaths
Guinea	7 th January, 2015	Confirmed	2514	230	1530
		Probable	284		284
		Suspected	8		Not available
		Total	2806		1797
Liberia	6 th January, 2015	Confirmed	3127		Not available
		Probable	1839		Not available
		Suspected	3365		Not available
		Total	8331	48	3538
Sierra Leone	6 th January, 2015	Confirmed	7786	769	2696
		Probable	287	-	208
		Suspected	2051	-	158
		Total	10124	769	3062
			21261	1047	8414

Data are based on official information reported by ministries of health. These numbers are subject to change due to ongoing reclassification, retrospective investigation and availability of laboratory results.

5.2 EBOLA SITUATION IN GHANA

In Ghana, samples from 133 suspected Ebola cases have been sent and tested at Noguchi Memorial Institute for Medical Research (NMIMR) as at 10th January, 2015. All the suspected cases tested negative for Ebola and other Viral Haemorrhagic Fevers. Currently there is no confirmed case of Ebola reported in Ghana.

6.0 MENINGITIS

Between December and 4 January 2014, two (2) cases of meningitis with one (1) death (CFR=50%) were reported from Nandom and Wa Districts in the Upper West Region. Pastorex test was positive for *S. pneumoniae* for all the two (2) cases. None of the districts crossed the epidemic threshold.

7.0 MEASLES

No suspected case of measles was reported during the period under review.

8.0 INFLUENZA-LIKE ILLNESS

No case of Influenza-Like Illness was reported during the reporting week through the IDSR weekly reporting system.

9.0 YELLOW FEVER

During week one (1) of 2015, no suspected case was reported.

10.0 AFP (SUSPECTED POLIOMYELITIS)

No AFP nor Polio case was reported during the week under review.

11.0 RECOMMENDATIONS

- To ensure data consistency between case-based and aggregate reports, regions and districts should ensure that total cholera data on line list and all suspected Ebola cases should reflect on the IDSR weekly summaries. You are also being encouraged to make same entries on the DHIMS platform for monitoring purposes but not as a reporting tool.
- All regions, districts, health facilities and the points of entry (ground crossing, airport and seaport) should strengthen/enhance surveillance on Viral Haemorrhagic Fevers. Blood specimens from suspected cases should be taken, placed in viral transport medium (VTM) and sent to NMIMR for laboratory investigations.
- All regions and districts are requested to have updated preparedness and response plans for cholera; Enhance surveillance on acute watery diarrhoea by collecting stool specimens or rectal swabs for laboratory investigations; Conduct public education on preventive measures; Undertake advocacy role with the relevant stakeholders to prevent cholera.
- Regions are urged to continue surveillance on meningitis and update preparedness and response plans for meningitis as we are in the known peak transmission period;
 - For every case of meningitis, LP should be done and CSF used for Latex Agglutination and Gram stain; samples should be inoculated into TI bottles for culture at the respective regional laboratories for confirmation.

- It is mandatory that Northern, Upper East and Upper West regions send samples frozen in cryo-tubes to Tamale Zonal PHL for PCR (following the MenAfriVac campaign)
- We request regions to share this bulletin and subsequent ones with other regional and district staff. Monitoring suggests this is not being done extensively

ANNEXES

Annex 1: Summary of Reported Cases/ Events: Week 01 (Week ending 04 January 2015)

Disease/ Health Event (suspected/confirmed)		Week 01		
		Cases (Susp.)	Deaths	CFR (%)
1	AFP (Suspected Polio)	0	0	-
2	Acute Haemorrhagic Fever Syndrome	0	0	-
3	Adverse Events following Immunization	0	0	-
4	Anthrax	0	0	-
5	Acute watery diarrhoea in > 5 years	76		
6	Cholera	102	0	0.0
7	Dengue fever	0	0	-
8	Diarrhoea with blood	17	0	0.0
9	Dracunculiasis (Guinea Worm)	0	0	-
10	Influenza-Like Illness	0	0	-
11	Maternal Deaths		1	
12	Measles	0	0	-
13	Meningitis	2	1	50.0
14	Neonatal Tetanus	0	0	0.0
15	Plague	0	0	-
16	Public Health Event of International Concern (PHEIC)	0	0	-
17	Human Rabies	0	0	-
18	SARS	0	0	-
19	Small Pox	0	0	-
20	Yellow fever (Suspected)	0	0	-
NATIONAL TOTAL		179	2	0.6*

*CFR does not include Maternal Deaths

ANNEX 2: Cases and Deaths of Cholera by Region, Ghana, 28th Dec to 4th Jan 2014

Region	Cases	Deaths	CFR (%)	Number of Districts Reporting
Ashanti	0	0	-	Nil
Brong-Ahafo	0	0	-	Nil
Central	0	0	-	Nil
Eastern	0	0	-	Nil
Greater Accra	100	0	0.0	3
Northern	0	0	-	Nil
Upper East	0	0	-	Nil
Upper West	0	0	-	Nil
Volta	2	0	-	1
Western	0	0	-	Nil
Total (Ghana)	102	0	0.0	4